

Nathaniel Pecina, Public Information Specialist - Ellis County TX  
August 6th, 2020,  
(972) 825. 5087  
[nathaniel.pecina@co.ellis.tx.us](mailto:nathaniel.pecina@co.ellis.tx.us)



## Ellis County COVID-19 Update - August 6th

According to the case line list provided by Texas health Trace (THT) for August 6th, today's report includes a total of 2,594 recoveries in Ellis County. Additionally, there have been a total of 2,687 reported positive COVID-19 cases in Ellis County, including 68 (4 probable and 64 confirmed) active cases. According to the [Texas Department of State Health Services Dashboard](#) (DSHS), there have been 23,374 tests administered in Ellis County.

Over the past two days, the DSHS Dashboard had reported "zero" active cases in Ellis County. According to DSHS, they are actively working to ensure that these discrepancies do not continue and that the public is given the correct information. While Ellis County relies on case reports from THT, we know that Ellis County citizens look to the DSHS Dashboard for additional information regarding COVID-19. We appreciate your partnership as we work together to protect the health and safety of our neighbors, friends, and loved ones. #TogetherWeWin

### Comparison between DSHS Dashboard and THT

#### **DSHS Dashboard Data 8/6**

Total positive cases: 2,739  
Active Cases: 13  
Recoveries: 2,641  
Deaths: 38

#### **THT Case Line List 8/6**

Total positive cases: 2,687  
Active cases: 68  
Recoveries: 2,594  
Deaths: 25

*Ellis County reports on COVID-19 cases as they are distributed to the Local Health Authority from the Texas Health Trace (THT) platform. In order to uphold transparency, today's report includes corrections made by the Office of Emergency Management (OEM) in the case line lists received from the State. These corrections include removing duplicated cases, removing case counts that were outside the county's jurisdiction, and adjusting cases to the appropriate city jurisdiction.*

Todd Little, Ellis County Judge & Emergency Management Director

###

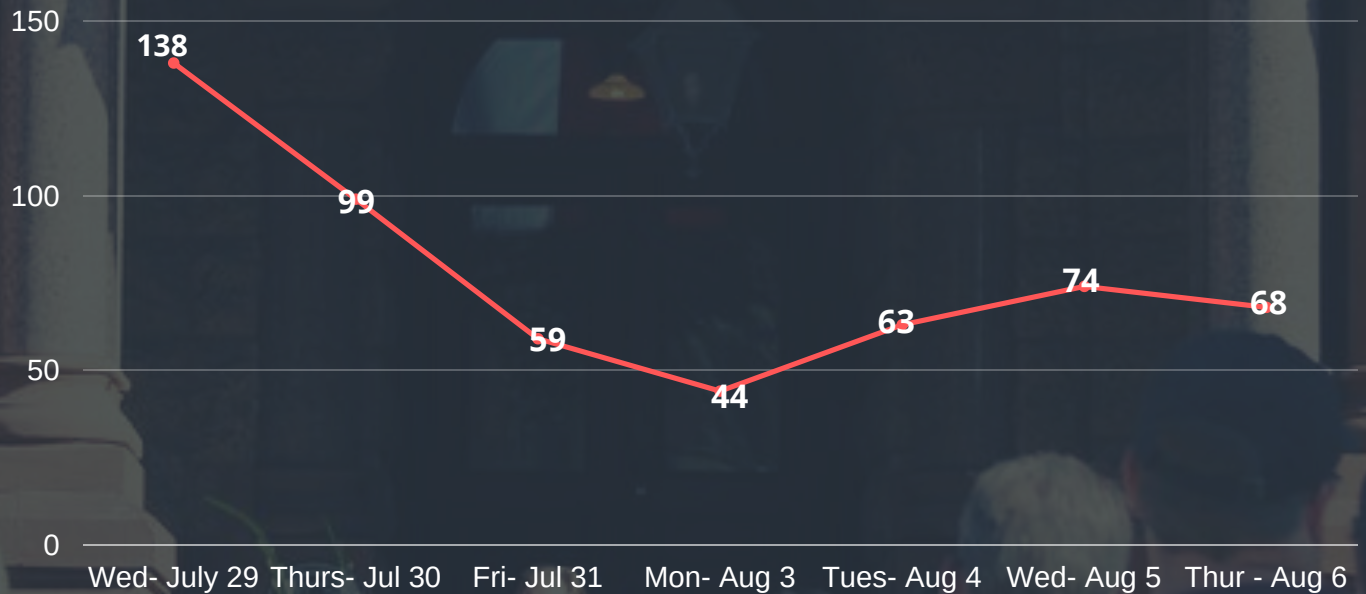
# 6 August



## COVID-19 In Ellis County

Ellis County reports on COVID-19 cases as they are distributed to the Local Health Authority from the **Texas Health Trace Platform**. The Data displayed in today's report is received from the Texas Health Trace Platform and the North Central Texas Trauma Regional Advisory Council (NCTTRAC).

### Active Cases (July, 29 - Aug, 6)



**#TogetherWeWin**

**6**  
**August**



**68**

**Active Cases**

Confirmed: 64  
Probable: 4

↑ Increase of 37 from  
Wednesday 8/5

↑ Increase of 43 from  
Wednesday 8/5

**2,687**

**Total Cases**

**25**

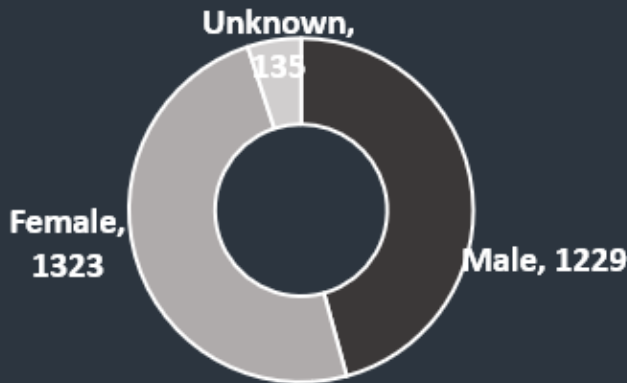
**Deaths**

**2,594**

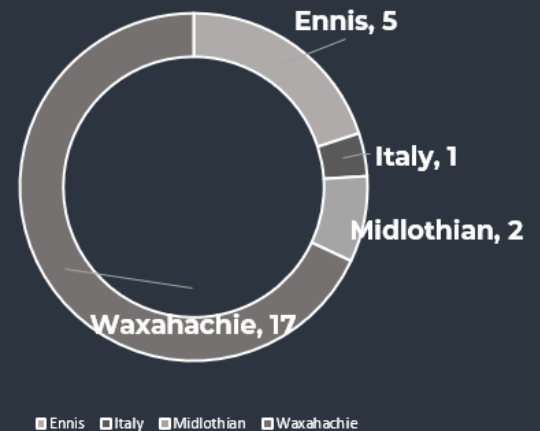
**Recoveries\***

\*According to DSHS (THT) recoveries are classified as completion of a (10) day end of home-isolation period, and does not reflect a clinical diagnoses for recovered.

**Gender**



**Deaths**



**Hospitalizations**

Based off data received from the North Central Texas Trauma Regional Advisory Council (NCTTRAC)

**Bedcount - Total: 215**

Occupied: 130

**ICU Bedcount - Total: 18**

Occupied: 13  
(7 of 13 are COVID-19  
Confirmed Patients)

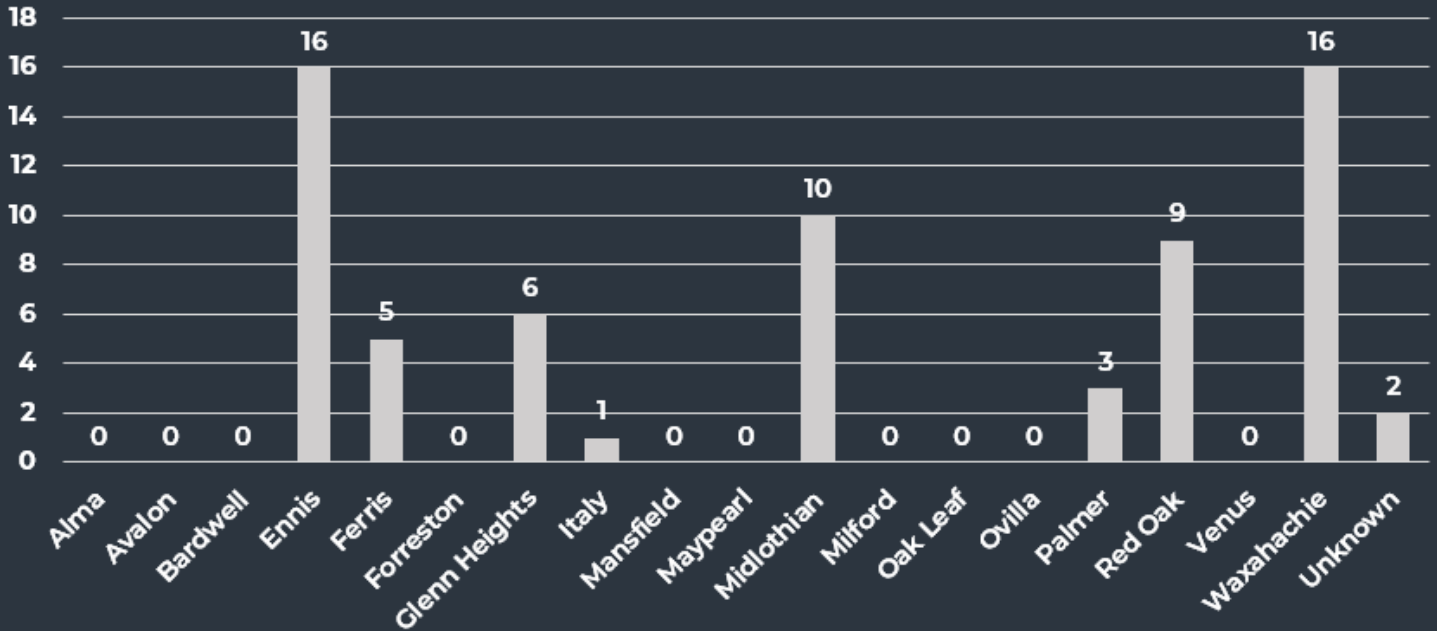
**COVID-19 Patients**

22 Confirmed COVID-19  
Patients  
(7 ICU and 15 Medsurg)

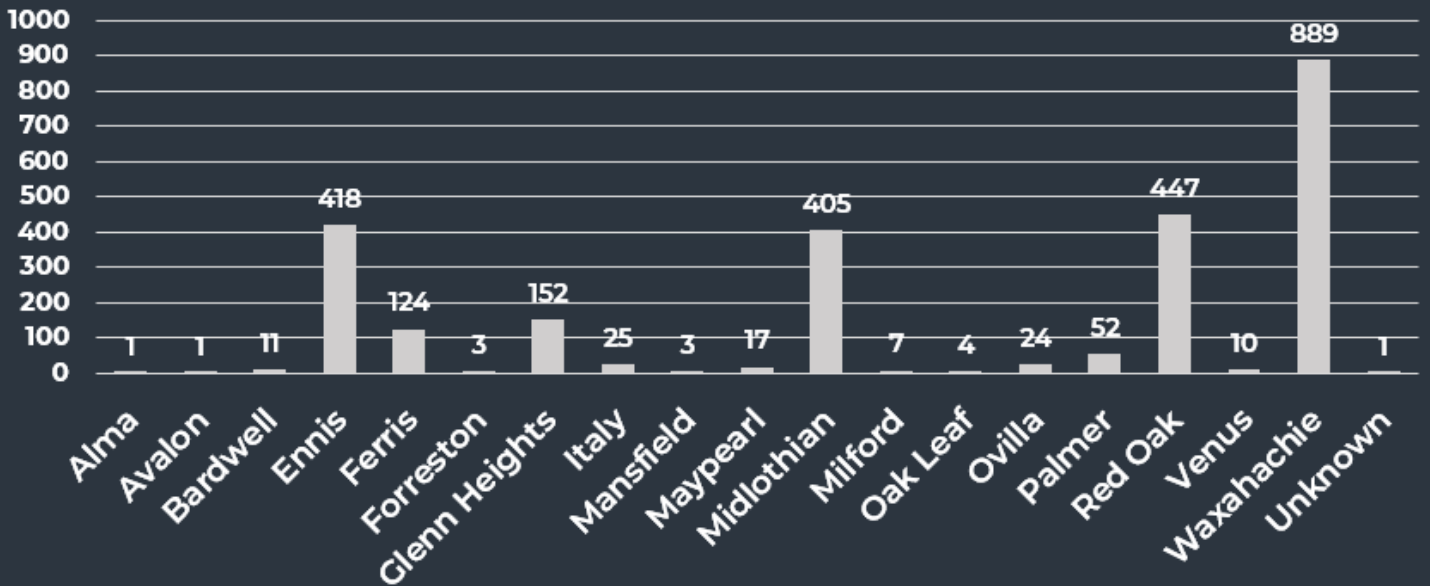
*Hospital data gathered from Baylor Scott & White Waxahachie, and Ennis Regional*



## Active Cases



## Total Recoveries (Since March 20 2020)

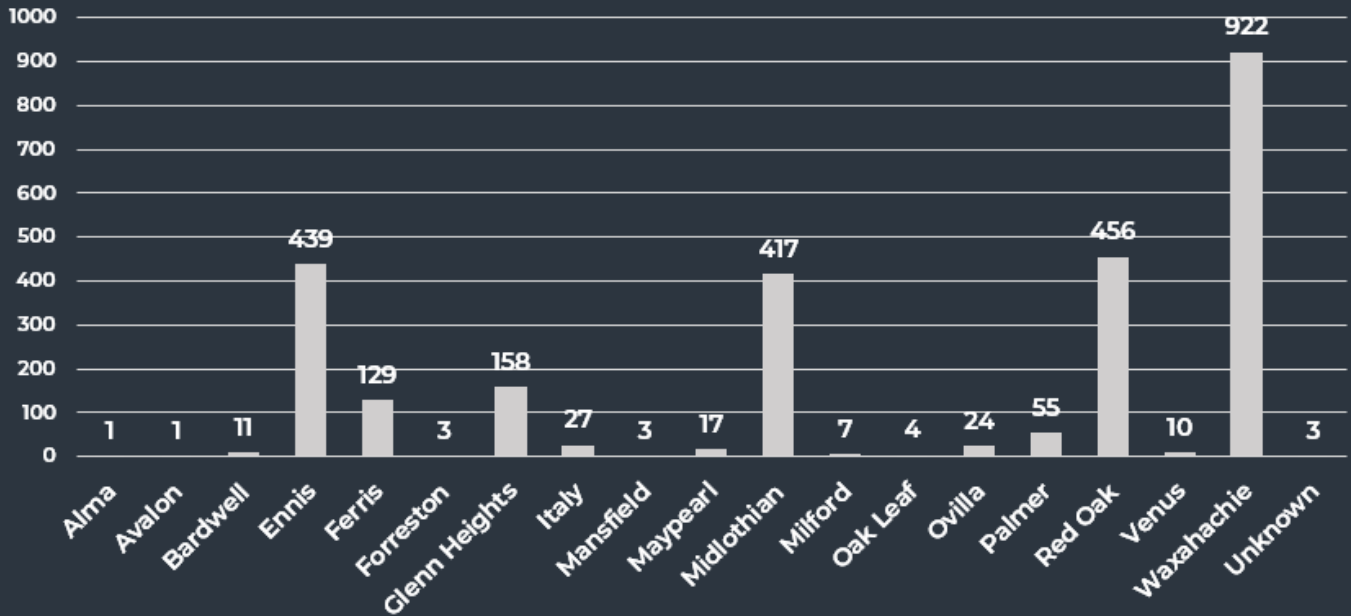


# 6

## August



### Total Cases By City (Since March 17, 2020)



### Total Cases By Age (Since March 17, 2020)

